

So Glad to Have You Here at MiniTool PDF Editor

Please take a few minutes to know how we improve your efficiency

Content

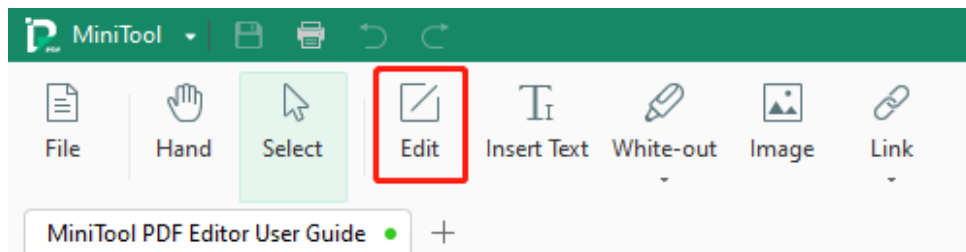
Edit.....	2
Annotate.....	5
Compress.....	5
Merge & Split.....	6
Convert.....	6
Watermark.....	7
Sign.....	8

Edit

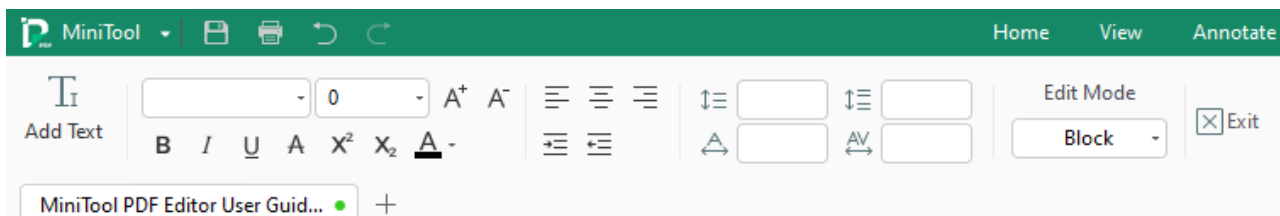
Editing a PDF as Easy as a Word File

MiniTool PDF Editor's powerful editing feature enables you to modify the PDF document as easily as a Microsoft Word file. Open a PDF with MiniTool PDF Editor, and then click **Edit** in the tab **Edit** to start making changes to the content. We strongly recommend users to adopt this method when it comes to editing a part of the PDF.

Please note that **scanned PDFs** also known as image-only PDFs can not be edited and thus are not searchable.



Mouse click on the text box to modify the content. In addition, you can insert text box to change the font style, size, and color. More than this, MiniTool PDF Editor enables you to access Bold, Italic, Underline, Strikethrough, Superscript, and Subscript when adding a new text box.



In addition to text, you are allowed to edit images within a PDF. Click the image and a drop-down menu pops up, allowing you to edit, rotate, replace images, or change the picture opacity.



OCR feature is still available to make a scanned PDF editable. By clicking OCR in the tab **Edit**, you are allowed to either copy the text or download the OCR results as a new text file after a few seconds.

×

Recognize Document

Document Language:

English

Output
☒ Document with Text and Images
☐ Text with Original Formatting
☐ Searchable Text and Images (non-editable)

Page Range
☐ All Pages
☒ Current Page (Page 3 is selected)
☐ Page Range

1 / 8

e.g., 1,6,1-9 (?)

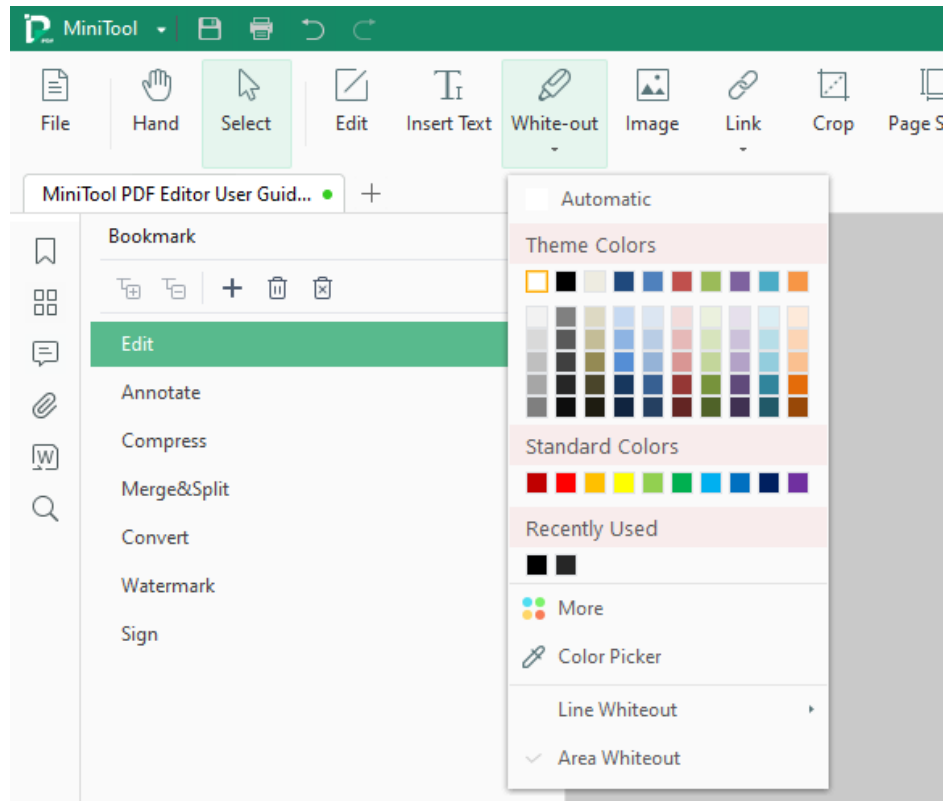
Optional
Choose where not to perform OCR (?)

+

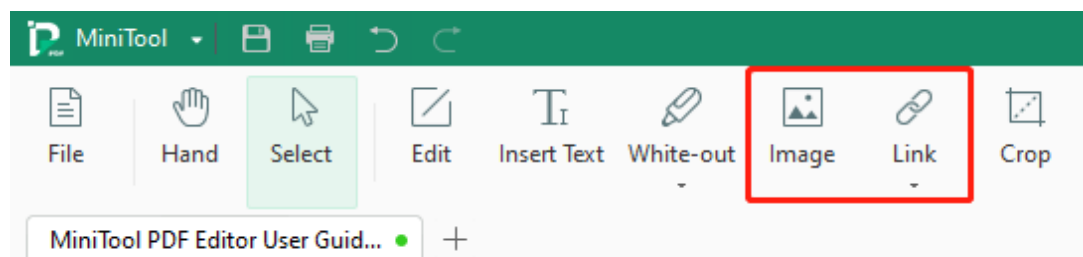
Cancel

OK

If you want to shade an area within a PDF, just select “Whiteout” feature in the tab “Edit” to hide parts of a PDF document. After you save these changes, others who access the PDF can neither see the hidden content nor delete the changes.



Sometimes when you are required to add any link or image to a PDF for reference, you can directly turn to MiniTool PDF Editor' editing features. By clicking “Image” or “Link”, you can easily add external links or insert images from local folders as instructed.



Annotate

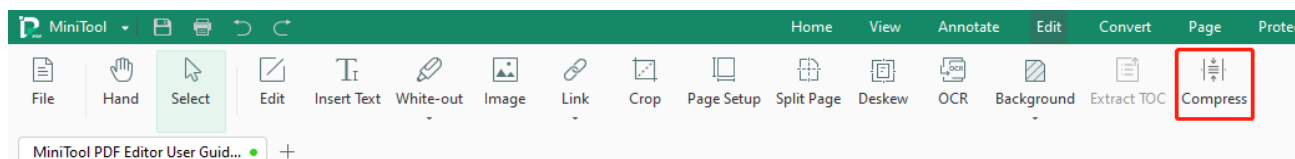
Multiple Annotation Tools for Enhanced Interactivity



MiniTool PDF Editor has ten more annotation tools, which can assist in making comments on PDFs with ease. We provide Highlight, Area Highlight, Underline, Strikethrough, Shape, Stamp to facilitate communications, and thus making PDF an interactive file format.

Compress

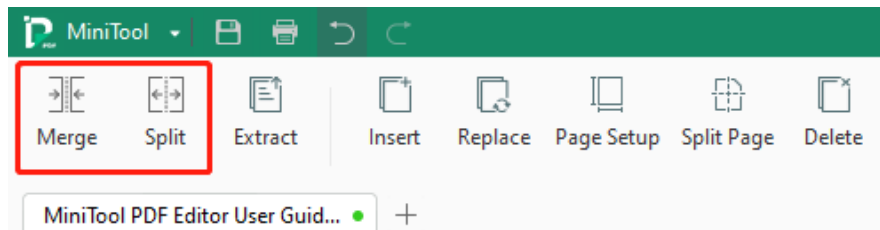
Smaller File Size for Faster File Transfer & Smoother Collaboration



When a file is too large and you want it to be smaller for faster file transmission and sharing, click "Advanced" and try "Compression" to optimize the file size while maintaining the quality. Besides, MiniTool PDF Editor provides three options for image quality: high, normal, and basic.

Merge & Split

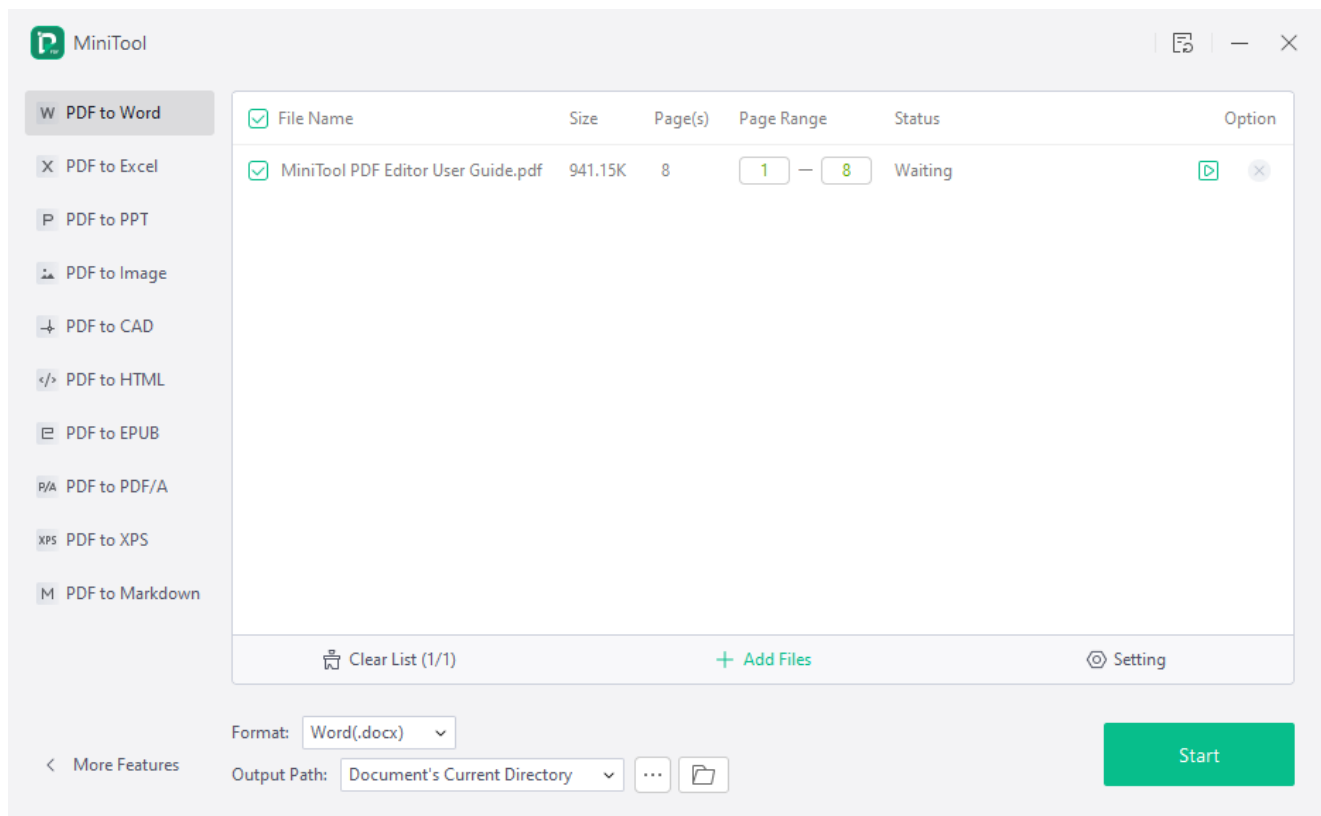
File Combination & Separation for Consistent Information Sharing & Distribution



Sometimes files need to be combined and split for easier document management and file distribution, PDF merging and splitting are practical solutions to your worries. Select "Page" and choose "Split" or "Merge" to realize what you need.

Convert

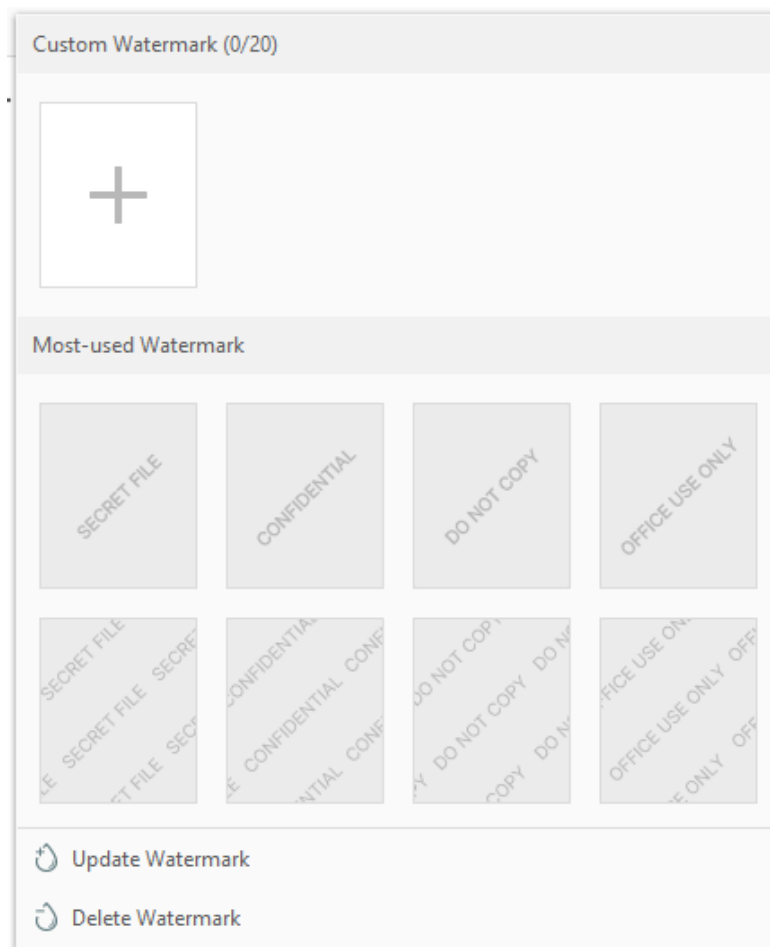
Flexible Conversion Options to Access Documents in Different Formats



Different file formats have different advantages. If you are in need of file conversions from PDF to other formats or vice versa, then you may need MiniTool PDF Editor. Click "Convert" and select any feature to help you export your documents into files another formats.

Watermark

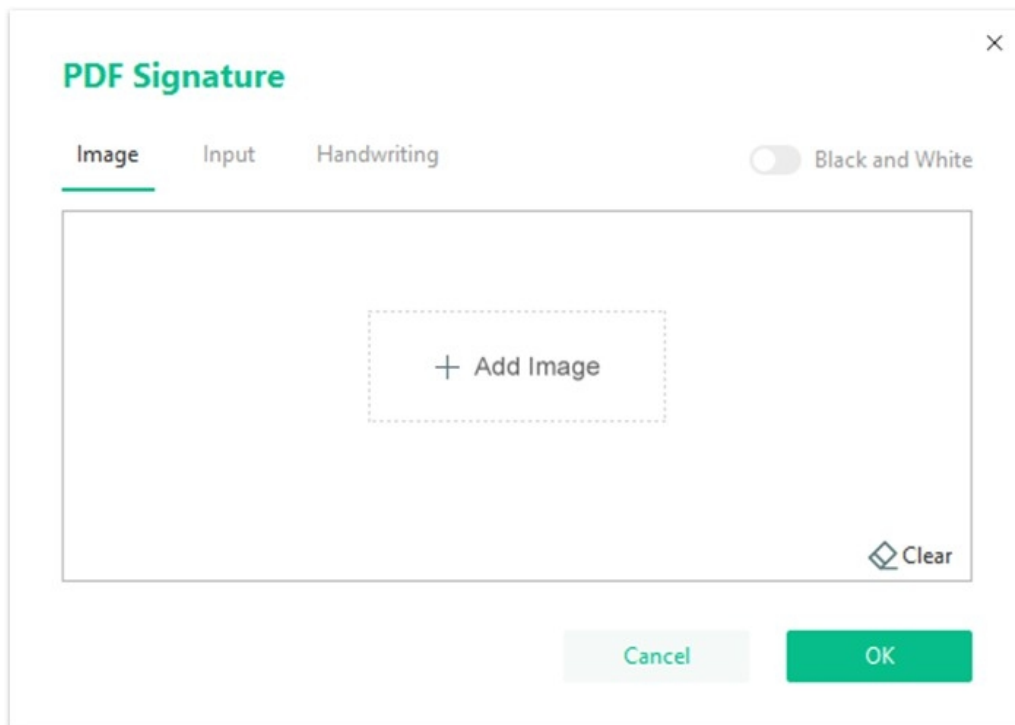
Unique Mark for Secured Information and File Classification



Adding watermark to PDF is a good way to improve file security. MiniTool PDF Editor allows users to custom watermark by creating a new one or add text to the page. Besides, some commonly-used watermarks are provided for your reference.

Sign

E-signature for Enhanced Efficiency and Simplified Workflow



If you get mad at traditional signing process, electronic signature save you too much trouble by signing documents online. MiniTool PDF Editor provides three ways to create a new e-signature: by image, by typing, and by handwriting. It is recommended to upload an image of your signature as an e-signature.

Connect with us: support@minitool.com